

IMPACT

April 2018

NEWSLETTER OF THE WELLINGTON PHOTOGRAPHIC SOCIETY

Digital edition

PAGE 10

What's On

A selection of events and exhibitions

PAGE 12

Programme

Upcoming events for April and May

PAGE 30


Bronica S2a

Classic MF camera of yesteryear.

PAGE 34

Makara Trip

Some images from the recent Makara field trip.





Prez Says

It has been an exciting start to the year for the Society in my opinion.

We began in February with an interesting walk around Mount Cook and Mount Victoria with a great variety of images being captured around five themes. Forensic photographer Constable Jane Dunn proved to be a dynamic speaker first up when she talked about the nature of her work with NZ Police at our meeting on 22 February.

Then two of our own talented members, Glen Wheatley and Fred Wotton, combined to give a very appreciative audience insights into how they approach the art of landscape photography. Glen and Fred have two widely contrasting styles and their equipment could not be more different, but both produce superb work. This was followed up on the Sunday with a field trip to Makara, where we could put our landscape skills into practice.

The programme of advertising and use of social media is reaping rewards, with many guests coming along to our meetings to see what we are about and hopefully joining.

The only downside to this early part of the year was the cancellation of the planned 24 hours in Wellington event. Peter Naylor and his team had worked hard to make this happen but sponsorship hadn't been as forthcoming as we had hoped and the level of support from members was only modest. In January, the committee had to make the hard decision to pull the plug rather than face a substantial loss on the event. While this was discussed at our following club meeting, I was remiss in not publicising this decision more widely at the time. My apologies for this oversight.

Looking ahead, April brings us a session on macro photography followed by a field trip on the same subject.

John Boyd will be the guest judge for our first major competition of the year – The Projected Image Competition. This is where members can submit up to three of their favourite images on any topic for consideration. All images will be shown on 26 April with John's comments and the results announced. Close of date for entries is Monday 26 March 2018.

May will be an interesting month, with the focus being on Portrait and Pet Photography.

As a committee we are striving to present you with a varied and interesting programme. If you haven't been along to a meeting for a wee while, we'd love to see you there!

Glen Innes
WPS President

Left - Tatiana Urlik (Griboyedov channel, St-Peterburg)

IMPACT

NEWSLETTER

PRESIDENT

Glen Innes
president@wps.org.nz

EDITOR / COMMS

Shannon Doyle
impact@wps.org.nz

SECRETARY

Brett Jennings
secretary@wps.org.nz

TREASURER

Philip Dyer
treasurer@wps.org.nz

PROGRAMME ADMIN

Kerry Whittaker
programme@wps.org.nz

COMPETITION ADMIN

Julie Brixton
competitions@wps.org.nz

WEBMASTER

Brendon Lang
webmaster@wps.org.nz

MEMBERSHIP SEC

Susan Mahon
memberships@wps.org.nz

INTRODUCTION

We make this newsletter to encourage members to get involved in club and local events, to demonstrate the great work happening and to show you how many reasons there are to be part of the society. Wellington Photographic Society has to the best of its knowledge sourced accurate information, and cannot be held responsible for any errors or misinformation

COPYRIGHT

Copyright of the content of this newsletter is owned by the Wellington Photographic Society and its contributors. The design and layout is copyrighted work by Digital Ninja Design and cannot be reproduced without permission. Copyright of the images is owned by the photographer named in the credit and images may not be reproduced without permission.

CONTACT US

Address

Wellington Photographic
Society
4 Moncrieff St, Mt Victoria

Contact

W : wps.org.nz
E : secretary@wps.org.nz

SPONSORS

We would like to welcome our new sponsors Nikau Foundation and Wellington Community Trust for coming on board, along with longtime partners Wellington Photographic Supplies. With these sponsors in place it allows us to achieve our goals and enables us to reach more of the Wellington community. Sponsors allow the society to continue to expand its profile and serve our members with a high quality programme.

Principle Partners



Cover Image - Mary Livingston

CONTENTS

WHERE TO FIND ALL THE GOOD STUFF

06

INSPIRATION

These are a collection of works that can help inspire your creative possibilities, collected from around the web.

08

NEWS & LINKS

A small list of Photo News & Links and events.

10

WHAT'S ON

Exhibitions / Meetings & other notable events in the Wellington region.

12

OUR PROGRAMME

Details of our 2018 programme, dates and times for events from March to June.

14

PET PHOTOGRAPHY

A quick primer on some techniques for pet photography.

22

MACRO GEAR ESSENTIALS

Handy in the field gear for your macro photography.

24

MARCH PHOTO TOPICS

Photos from the March photo topics "Curves" & "Flowing Water"

30

CLASSIC CAMERAS

Bronica S2a a classic Japanese MF camera of yesteryear.

32

MACRO MEETING DETAILS

Details for the upcoming Macro Tips and Techniques meeting coming up on April the 12th.

34

MAKARA FIELD TRIP

Some images from the recent Makara field trip.

40

STILL LIFE AND PROPS

Some images from our meeting on March the 22nd

44

COMPETITION NEWS

Details on local and PSNZ competitions.

Inspiration

*These are a collection of works that can help inspire your creative possibilities,
collected from around the web, and via word of mouth.*



HOW THE CAMERA CHANGED OUR WORLD

Before selfies were a cultural norm, before photography became an art form, someone had to invent this piece of technology. So, who invented the camera? And how has it evolved over time [Link](#)



U-2 SPY PLANE CAPTURES NORTHERN LIGHTS

Want to see what the Northern Lights look like up close? Ross Franquemont can show you. A U-2 pilot by day and a photographer by night [Link](#)




RIDE THE WAVE: RAMBO ESTRADA

Gliding down the tube of a barreling wave is no easy feat. Commissioned by Samsung for this photo series, Rambo Estrada is perhaps New Zealand's leading surf photographer. [Link](#)



THE MANY FACES OF JAPAN

Japanese photographer Hiro Goto uses his Instagram account to share his unique perspective on the beauty of his country. [Link](#)



Right - Ronald Woolf (The Guide) - National Library Collection



News & Links

A small list of Photo News & Links and events,

Click on images to follow links



THE WINNING PHOTOS OF THE 2017 SMITHSONIAN PHOTO CONTEST

Smithsonian.com has just announced the winning photos of its 2017 Photo Contest. This latest contest received 48,000 submissions from photographers living in 155 countries and territories around the world. [Link](#)



A LANDSCAPE SHOOTER'S GUIDE TO BACK BUTTON FOCUS AND HYPERFOCAL DISTANCE

Want to learn how to shoot tack-sharp landscape photos? Photographer Dave Morrow made this solid 27-minute guide that teaches his personal focusing strategy. [Link](#)



NATURE PHOTOGRAPHER HUMANIZES WILD ANIMALS IN DRAMATIC PORTRAITS

With an emphasis on showcasing the “brilliance, beauty, and fragility of the natural world,” British photographer George Wheelhouse specialises in striking depictions of wildlife. [Link](#)



FUJIFILM ACROS 100 FILM TO BE KILLED OFF IN OCTOBER 2018

It may soon be time to say goodbye to another popular film among analog photographers. A new report is saying that Fujifilm’s Neopan 100 Acros will be discontinued in October of this year. [Link](#)

What's on this Month

WHEN: APRIL - MAY WHERE: WELLINGTON


” There is plenty going on in April - make sure you get out there and take a look.



This Is New Zealand

This expansive show explores the role art has played in asserting, shaping, shifting, and questioning notions of New Zealand national identity.

03 March - 15 Jul | City Gallery Wgtn, Civic Square | Free Entry



The Wahine Tragedy Through the Lens of The Evening Post

Come and get a rare glimpse of the Wahine tragedy. See photos taken by the Evening Post photographers as they captured the unfolding events of the day.

5 - 17 April | National Library, corner Molesworth St, Thorndon | Free Entry



Photival Festival

Photival is a not-for-profit social documentary photography festival focusing on social, economic and environmental issues from around the globe.

26-29th April 2018. [Details Here](#)



We Love Film - Meetup and Comp

Against all predictions of its demise, film is alive and well! We love how many people still shoot this way and we're getting together to compare notes on how and why you shoot analog.

Thurs, May 3 @ 6 PM - 7:45 PM
Wellington Photographic Supplies [Link](#)

Our Programme

HIGHLIGHTS FROM THE 2018 PROGRAMME - APRIL - JULY

Macro Photography Techniques

Macro photography truly is a unique genre of photography. Join us for a talk focusing on techniques and how to capture great macro images of your own


Speaker: *April 12*
Field Trip: *April 15*



Projected Image Competition

This is an in-house Wellington Photographic Society annual competition and is open for submissions by all WPS members. This is a fun in-house event and we encourage all members to submit their images.

Thursday April 26



Jo Moore: Pet Photography

Jo Moore's commercial business goes beyond wedding and event photography to capturing the energy and character of your beloved pet. Jo also uses her photography to promote ideas about conservation and animal welfare.


Meeting: *May 24*



Portrait Photography: Theory and Practice

Through practical exercises and demonstrations, we will showcase some of the key concepts of portrait photography including lighting, set dressing, posing and how to set up your own home studio.

Meeting: *May 10*
Workshop: *May 20*



Guest Speaker: Sports Photography

Details are still in progress. This will be a talk focussing on sports photography, the gear needed and techniques to achieve great sports images. Will be followed by a field trip to the sports fields on Saturday morning/Afternoon.

Meeting: *June 28*
Practical: *June 30*



Printing and Print Technology

Rather than bemoan the decline in quantity of photos printed, let's celebrate the fact that digital has given us new technology and new avenues for producing high quality prints. We examine the tools today to make better prints than ever before

Meeting: *June 14*



Meet Up: In Focus 2018

InFocus 2018 is an exciting event for professional photographers, aspiring photographers and students in New Zealand. With a world class line up of international and New Zealand speakers

Dates: *5-9 July*
<https://infocus.org.nz/>



Guest Speaker: Food Photography

Details are still in progress. But will plan to have a guest talk on the Thursday meeting, following by a practical session.

Meeting: *July 15*

Pet Photography

ARTICLE WRITTEN BY GLEN INNES

I would not describe myself as a particularly accomplished pet photographer but it is a style of photography I enjoy. I get real satisfaction out of capturing the essence of pets that I know.

Mostly I photograph dogs because my wife and I walk dogs for friends that are busy at work and we have quite a pack that join us to explore the great range of dog friendly areas Wellington has to offer.

A lot of my photographs are taken with my f/2.8 70-200mm zoom lens, which allows me to get in tight to the animals, particularly when they are playing outdoors. On these occasions I generally shoot in burst mode with AI servo to follow the point of focus as it moves. Some of the portraits when the dogs are quieter have been taken with a 100mm lens

Most of these shots are taken in natural light and I have never attempted the equivalent of a studio portrait with a pet! When the dog is still, one focuses upon the eyes as one would for a person. A wider aperture blurs the background and takes out any distractions.

One of the key lessons I learnt early on was not to shoot down on the pet but to get down to their level.

I am sure you will also be inspired by Jo Moore, our speaker on pet photography on 20 May 2018.





Images - Top Row: Glen Innes | Bottom Left: Shannon Doyle | Bottom Right: Lesley Moyes (Warmth)



Some tips I have found online:

- Get down to their level
- Use natural light
- Focus on eyes or expression
- Shoot in their environment
- Offer treats as a reward (check with owners first)
- Go macro
- Surprise them
- Schedule a session
- Relax and be patient
- Experiment

Some tips gathered from the below sources:
Jamie Plugshoef & Antoine Khaler (All Day I
Dream About Photography)

We have also found this excellent video about
shooting pets in your home (In this case a puppy)
The tips presented here should apply to cats and
other pets as well:

[Link Here](#)

The photo topics for April are
A Closer Look at Things & Minimal.
There have been some great images
so far, and we look forward more of
what you're capturing!

Starting in 2018 we are asking our members to submit images around two topics each month. This is a opportunity to share images on a more informal basis and get everyone more involved in sharing images.

Send your favourite three pics to sharemypics@wps.org.nz by the last day of the month. All submissions will be included in a short presentation of images at the first club meeting of the following month.





Macro Gear Essentials

HANDY IN THE FIELD GEAR FOR YOUR MACRO PHOTOGRAPHY

Besides needing the obvious (a macro lens or another method to be able to focus closer) there are a few other things you'll want to have to do macro photography. You don't need all of them but it will help you get much sharper images, and make working with macro easier if you do have at least the basics.

A sturdy tripod

A tripod is essential, especially if you want to shoot at a small aperture to get added depth of field for your macro shots.

A remote trigger or release to fire the camera. You can use the 2-second self-timer if you don't have one. Macro picks up any slight movement and you get a blurry image very easily. It's a good idea to have one, or an app that can trigger your camera.

A flash or some form of light source

Again while not essential, sometimes you need a little extra light on your subject. You could invest in a ring flash if you plan on doing a lot of macro work, a regular speedlight flash will be very helpful

still and can be had pretty cheaply. You can even use a small desk lamp or one that clamps onto things and is easy to move around.

5 in 1 Reflector/Diffuser A small 5-in-1 Reflector is cheap, small and easy to carry.

Its small size means it can be easily stored in most camera bags (I attach the mine to the outside of my bag). A reflector like this can be used in 3 ways, to add light to a subject with the white/gold side, to diffuse light (with the inner scrim), making the light less harsh on your subject and as a flag (basically using it to block light hitting the subject entirely).

To soften light without a reflector use a white bed sheet or white shower curtain – pretty much anything white and semi-transparent.

An A Clamp/Plant Clamp

Preferably something with an articulated arm with clamps on both ends. They can be used to

hold your subject still during windy days or hold accessories.

Extension Tubes:

Added to any lense these can provide higher magnification on the cheap. Most effective when used with prime lenses.

Plastic Containers:

For capture and collection of Flowers & Bugs.

Close-up Filters:

Filters that attach to the front of your lens, enabling macro on the cheap or providing extra magnification.

Circular Polariser: Removes glare from objects, cutting reflections and increasing saturation.

Lens Wipes/Rocket Blower:

The closer you get the more likely you are to get pollen/dust on your gear. Be prepared in advance.



MARCH TOPICS, "CURVES" & "FLOWING WATER"

March Photo Topics

We have seen a good response to the new photo sharing format. It's been particularly encouraging to see a decent number of entries from newer members of the club. Thank you to everyone who has participated so far.

Remember that this is a space for you to share any image you care to - even if it's not necessarily the best image of all time! This is platform to share your work so that others can see what you've been up to.

This is intended to be an open platform to share photos that you love, so get out there with whatever equipment you have on hand and start shooting. Send your favourite three pics to sharemypics@wps.org.nz by the last day of the month.

The Photo topics for April are
A Closer Look at Things & Minimal. We look forward to seeing more of what you're capturing!




Top Left: Tatiana Urlik (Lac D_Annecey) | Bottom Left: Dave Roberts
Middle: Shannon Doyle | Top Right: Glen Innes



Top: BD Mahon | Bottom: Dave Roberts



Above: Hilary Troup



Top Left & Top: Glen Innes | Top Right: Ewa Ginal-Cumblidge | Bottom Left & Right: BD Mahon





Classic Cameras: Bronica S2a

THE JAPANESE HASSLEBLAD OF THE SIXTIES

The Bronica S2A is a 6×6 medium format camera (producing a 60x60mm negative). The S2A hit the market in 1969, and was made until about 1977.

Working with the S2A, you can change the film magazines independently of what state the shutter is in. You are able for example to change the film back if you need another film speed or color/black and white. I have 3 different backs currently, but I am still looking for that elusive polaroid back.

There is no need for batteries as everything works manually. You'll need to meter your exposure independently for example. The shutter crank requires a bit more force than you would initially think. It'll sound like you broke it but believe me that's just it clicking into place.

The Bronica is really beautiful, it's all chrome steel and leather with a 50's design aesthetic. But bloody hell is it heavy, about 1.6 kg with the 75mm (about 50mm actual) attached.

Besides that, it is also really loud. I've read somewhere that it might be the loudest medium format camera. It is definitely not suitable to shoot during those quiet moments. If you release the shutter, the attention of everyone within 20 metres is yours. That being said, using the S2A is a good conversation starter. Genuinely it's like a thunderclap. If you are of

a nervous disposition or have heart problems this camera probably isn't for you. I've given a few people a decent fright over the years.

Despite the loudness of the shutter, there seems to be little vibration, I've shot pretty of 100ISO film at around 1/30th and had good results.

Using the top down viewfinder is a joy, although left and right are reversed in the viewfinder and that does take a little muscle memory to work through. A corrected chimney prism style viewfinder is also available.

Most of the lenses were made by Nikon and they are really outstanding. Mine came with a fantastically sharp 75mm Nikkor lens. The lenses are built like tanks and work really well in combo with extension rings and the other accessories.

The Zenza Bronica S2A is probably the last of its kind. A mechanical manual masterpiece, along with the European Hassleblad. With a little fortune you can find a S2A in "mint condition" online. If you look after it, it will probably outlast you :)

I'd really recommend this camera for portrait and landscapes, and if you are inclined towards trying medium format, then the Bronica is a good place to start.

Written by Shannon Doyle



Macro: Tips and Techniques

APRIL 12TH @ 7.30PM, TARARUA TRAMPING CLUB

PRACTICAL WORKSHOP APRIL 15TH @ BOTANICAL GARDENS

Learn all about the exciting possibilities that exist in the worlds of macro and close up photography at the Society's next meeting on Thursday 12 April 2018 (7pm for a 7.30pm start)

Gail Teale will present a short slide show of her macro flower photography and cover the tips

and tricks of this particular genre. She will be followed by Glen Innes who will provide some of his macro images of the flora and fauna of the Mount Dobson region of the Mackenzie District.

We have asked Wellington Photographic Supplies if they can have a representative there

to talk about the type of kit they have available for macro photography and give you a chance to try some of it out. Our meeting date clashes with an in-store promotion they are running at their Vivian Street store but we hope to work our way around that.

Then it is hands-on time to try some close up work at the clubrooms with a range of subjects to explore. Bring your cameras and tripods if you have them and don't worry if you haven't

got a dedicated macro lens.

Field trip (April 15th)

More macro and close up exploration at the Botanic Gardens on the following Sunday 15 April 2018 3-5pm. Meet at the Cafe outside the Begonia House at 3pm

Look forward to seeing you there.

Images: Gail Teale





Makara Field Trip



IMAGES FROM THE MARCH 11 FIELD TRIP

This was an opportunity to put into practice the tips learnt at the proceeding club night.

These are some of the images which were taken over the course of a sunny Wellington afternoon, with the light moving from a bright early afternoon to a softer evening quality over the course of our time there.







Top & Bottom Left: Shannon Doyle | Top Right: Tatiana Urlik | Bottom Right: Gail Teale

Still Life & Props


IMAGES FROM OUR MEETING ON MARCH THE 22ND



Top: Brendon Lang | Bottom: Hilary Troup



Above: Shannon Doyle



Above: Ewa Ginal-Cumblidge



Top Left: Brendon Lang | Bottom: Ewa Ginal-Cumblidge

News & Competitions

NEWS & COMPETITIONS FOR APRIL

Secretarial Help Required

Due to family reasons, our Secretary Brett Jennings, has been unable to continue in this role for the WPS Committee. We are therefore seeking a member who may be able to help us out, at least until our AGM in early August.

The committee meets monthly and the duties include taking minutes at the meeting, working with the President in compiling the committee agenda and attending to a small amount of correspondence between meetings.

If you feel you have these skills and are able to help us out please contact Glen Innes or any committee member.

Glen can be rung on 021 898 412 or emailed on president@wps.org.nz

Photival 2018

Running over a long weekend of 26-29 April there will be specialised on location workshops, portfolio reviews with a team of experts, 3 contemporary panel discussions with an amazing line up of speakers and a keynote session given by environmental photographer Michael Hall.

All sessions will focus on documentary photography and current issues faced in New Zealand and around the world.

Tickets start at \$15, with concession prices and a special combo deal for only \$50 available. photival.com

NZ Camera 2017

Copies were sent to clubs prior to Christmas for passing on to their PSNZ members.

Despite advertising their availability only about half of these have been picked up. So, if you are a member of PSNZ and haven't received your copy as yet, it is still sitting in my garage!

Contact me on 021898 412 or email president@wps.org.nz in order to arrange collection.

Laurie Thomas Landscape Salon

The Salon is now open for entries from photographers young and old, amateur and professional. Entrants may submit up to four images of the New Zealand landscape. Every entrant receives a full-colour catalogue in which successful entrants have at least one image reproduced. Entries close on May 25 2018.



More information about the salon including the entry form can be found at <https://lauriethomassalon.com/>

Tauranga Audio-visual Salon 2018

Now is the time to prepare your entries. Entries open on Saturday 1st May, and close Wednesday 6th June.

Categories:
Theme | Documentary | Music Poetry and Song | The World of Nature
Full details are here:
<https://taurangaphoto.org.nz/tga-av-salon/>

Kenya Photographic Safari

14 Day camping safari in August 2018. This is a small non-profit safari with a bunch of other NZ photographers. For details: gail@gailstentphotography.com

PSNZ National Convention 2018

Dunedin Convention Centre,
April 19th – 22nd 2018

For more information: naturallydunedin.co.nz

WPS Competition Dates

For all WPS competition details please see the Website for up to date details.



Impact Submissions

A GUIDE TO SUBMITTING IMAGES & IDEAS

If you would like to submit images and articles to Impact, please follow the below guidelines. These are the basic guidelines for submitting all competition images as well during the calendar year.

Submissions email: wpsimpact@gmail.com


- **Images:** Can be any resolution, but file size must be below 3mb
- **No Watermarks** (Images will have name/title attached)
- **Other images Specs:** High Resolution, Srgb, 300ppi
- Please name files with your first name and last name and image title.
- **Image description** – Descriptions/titles should be concise and be nothing more than a title or a few words which describe the image.
- **Submission Date:** No later than the 27th at 5pm

Guest Posting

I would like to maintain a high level of quality in the posts published in this Newsletter. If you would like to post anything, feel free to drop me a line with your article idea, and we can see if it's a fit. Images in guest posts can be linked back to their original source, and you'll have an "About the author" section at the bottom of the post.

If you have any questions regarding the submission process and/or an idea you would like to run past me, feel free to send me an email.

Regards,
Shannon Doyle
Impact Editor



WPS

HELPING PHOTOGRAPHERS DEVELOP SINCE 1892



WPS.ORG.NZ

 facebook.com/WellingtonPhotographicSociety

 twitter.com/WPS_Wellington

 instagram.com/wgtnphotographicsociety

We are supported by these
Wonderful Wellington
Companies



**WELLINGTON
PHOTOGRAPHIC SOCIETY**

ADDRESS:
WELLINGTON PHOTOGRAPHIC SOCIETY
4 MONCRIEFF ST, MT VICTORIA
WELLINGTON

CONTACT:
W: WPS.ORG.NZ
E: SECRETARY@WPS.ORG.NZ