

# IMPACT

July 2018

NEWSLETTER OF THE WELLINGTON PHOTOGRAPHIC SOCIETY

Digital Edition

PAGE 10

## What's On

A selection of events and exhibitions

PAGE 14

## Sports Kit 101

Some gear tips for the beginner sports photographer

PAGE 18

## Interclub 2018

An update about Interclub 2018

PAGE 28

## News & Comps

News and upcoming events for PSNZ and members.







# Prez Says

If you have been hugging your fireside these cool dark winter nights you have been missing out on some truly outstanding events at WPS this past month.

Firstly we had Barry Durrant, veteran new photographer, who started his career at the Dominion as a cadet in 1957. For me and others of a similar vintage, his selection of news photographs brought back memories of key events of as far back as the sixties as if they were yesterday. Few will forget his graphic image of the first boat load of survivors from the Wahine disaster arriving at Seatoun beach. In the times when every house got one if not two newspapers daily, they were the main source of information and the news photographs added power and impact to the printed word. Barry also showed off some of his vintage cameras, including his beloved Speed Graphic, which was the Photographer's workhorse before firstly the Rolliflex and then SLRs came on the scene.

Jumping right up to the cutting edge of modern photographic technology was Hagen Hopkins, a freelance Sports Photographer, who has done a lot of work for Getty Images. Nowadays, the demand for instant news on the go means that photographers have post images from an event almost as they occur. By halftime in a major rugby game he would have sent ten or a dozen through to the internet, allowing an amazing ten seconds to edit each image. Yet despite the time pressures he is always under, he manages to shoot creatively and get those special images that last in your memory. Interestingly, Hagen said only about 30% of his time at a sporting event is spent actually shooting.

Some of the points he made for aspiring sports photographers is to think in sets and cover more than just the action occurring on the pitch. Clean backgrounds are vital and the best vantage points for these can be determined in advance of the first whistle.

On Tuesday, we were privileged to have a presentation of amazing landscape images from Tasmanian Paul Hoelin, here in the Capital for the NZIPP convention. Friendly and unassuming, Paul had his audience spellbound as he related adventures capturing landscapes in the desert areas of the US and in outback Australia. His landscapes are almost vertical abstract forms, shot from a small plane or microlite. He is a committed conservationist and that comes through his work in a subtle way as he documents the destructive impact of man on the landscape.

Looking ahead, we have Andy Spain later this month (26th), who produces impressive architectural photography. In August we have our AGM on the 9th and on the 23rd we host the other Wellington clubs for the Regional Interclub Print competition.

We will have some vacancies on the Committee for next year, so please contact me if you are interested in helping our club grow and develop.

**Glen Innes**  
WPS President



# IMPACT

NEWSLETTER

## PRESIDENT

Glen Innes  
[president@wps.org.nz](mailto:president@wps.org.nz)

## EDITOR / COMMS

Shannon Doyle  
[impact@wps.org.nz](mailto:impact@wps.org.nz)

## SECRETARY

N/A  
[secretary@wps.org.nz](mailto:secretary@wps.org.nz)

## TREASURER

Philip Dyer  
[treasurer@wps.org.nz](mailto:treasurer@wps.org.nz)

## PROGRAMME ADMIN

N/A  
[programme@wps.org.nz](mailto:programme@wps.org.nz)

## COMPETITION ADMIN

Julie Brixton  
[competitions@wps.org.nz](mailto:competitions@wps.org.nz)

## WEBMASTER

Brendon Lang  
[webmaster@wps.org.nz](mailto:webmaster@wps.org.nz)

## MEMBERSHIP SEC

Susan Mahon  
[memberships@wps.org.nz](mailto:memberships@wps.org.nz)

## INTRODUCTION

We make this newsletter to encourage members to get involved in club and local events, to demonstrate the great work happening and to show you how many reasons there are to be part of the society. Wellington Photographic Society has to the best of its knowledge sourced accurate information, and cannot be held responsible for any errors or misinformation

## COPYRIGHT

Copyright of the content of this newsletter is owned by the Wellington Photographic Society and its contributors. The design and layout is copyrighted work by Digital Ninja Design and cannot be reproduced without permission. Copyright of the images is owned by the photographer named in the credit and images may not be reproduced without permission.

## CONTACT US

### Address

Wellington Photographic  
Society  
4 Moncrieff St, Mt Victoria

### Contact

W : [wps.org.nz](http://wps.org.nz)  
E : [secretary@wps.org.nz](mailto:secretary@wps.org.nz)

## SPONSORS

We would like to welcome our new sponsors Nikau Foundation and Wellington Community Trust for coming on board, along with longtime partners Wellington Photographic Supplies. With these sponsors in place it allows us to achieve our goals and enables us to reach more of the Wellington community. Sponsors allow the society to continue to expand its profile and serve our members with a high quality programme.

### Principle Partners



# CONTENTS

WHERE TO FIND ALL THE GOOD STUFF

## 06

### INSPIRATION

These are a collection of works that can help inspire your creative possibilities, collected from around the web.

## 09

### NEWS & LINKS

A small list of Photo News & Links and events.

## 10

### WHAT'S ON

Exhibitions / Meetings & other notable events in the Wellington region.

## 12

### OUR PROGRAMME

Details of our 2018 programme, dates and times for events from June to July.

## 14

### SPORTS KIT 101

Some beginner gear tips about starting out in Sports photography

## 16

### HASSLEBLAD XPAN

A quick review of an interesting camera of yesteryear.

## 18

### INTERCLUB 2018

Entry details and rules for the 2018 Interclub hosted by WPS.

## 20

### DEFOCUSED FIREWORKS

A short guide to shooting a different style of Fireworks.

## 24

### JUNE PHOTO TOPICS

Images from our june photo topics.

## 28

### COMPETITION NEWS

Details on local and PSNZ competitions.



In 2015, before the presidential election campaign kicked into gear, Niko Kallianiotis began traveling across Pennsylvania with his camera, documenting his home state and people. [Link](#)

In 1902, Prokudin-Gorsky learned the method of shooting three negatives (color separations) and then projecting them in registration through filters to produce projected color images. [Link](#)

Shot in black and white, these photos expose the beauty that resides underwater.

[Link](#)

Night Flowers is a stunning collection of images that could trick you into seeing flora when they're actually looking at flares in the sky. [Link](#)





# News & Links

*A small list of Photo News & Links and events,*

*Click on images to follow links*



---

I GOT TIRED OF PEOPLE GIVING MY CAMERA CREDIT, SO I BOUGHT A \$200 DSLR KIT

I finally had enough of these comments and decided to prove these people wrong by finding the cheapest camera and lens I could find and take some photos with them! [Link](#)



---

HOW TO TAKE AWESOME PHOTOS OF FIREWORKS

A thrilling fireworks display can confuse a modern camera's automated settings. The explosions are fast, dynamic, and bright, and they disappear just as quickly as they appear. you can take advantage of some battle-tested methods for capturing dramatic photos [Link](#)



---

THESE 1,750 FILM CAMERAS AND LENSES CAN BE YOURS FOR \$65,000

If you've been itching to start a film camera gear collection and have \$65,000 burning a hole in your pocket, here's an opportunity for you: a massive collection featuring over 1,750 film cameras and lenses. [Link](#)



---

INCREDIBLE WINNERS OF THE 2018 NATIONAL GEOGRAPHIC TRAVEL PHOTOGRAPHER OF THE YEAR CONTEST

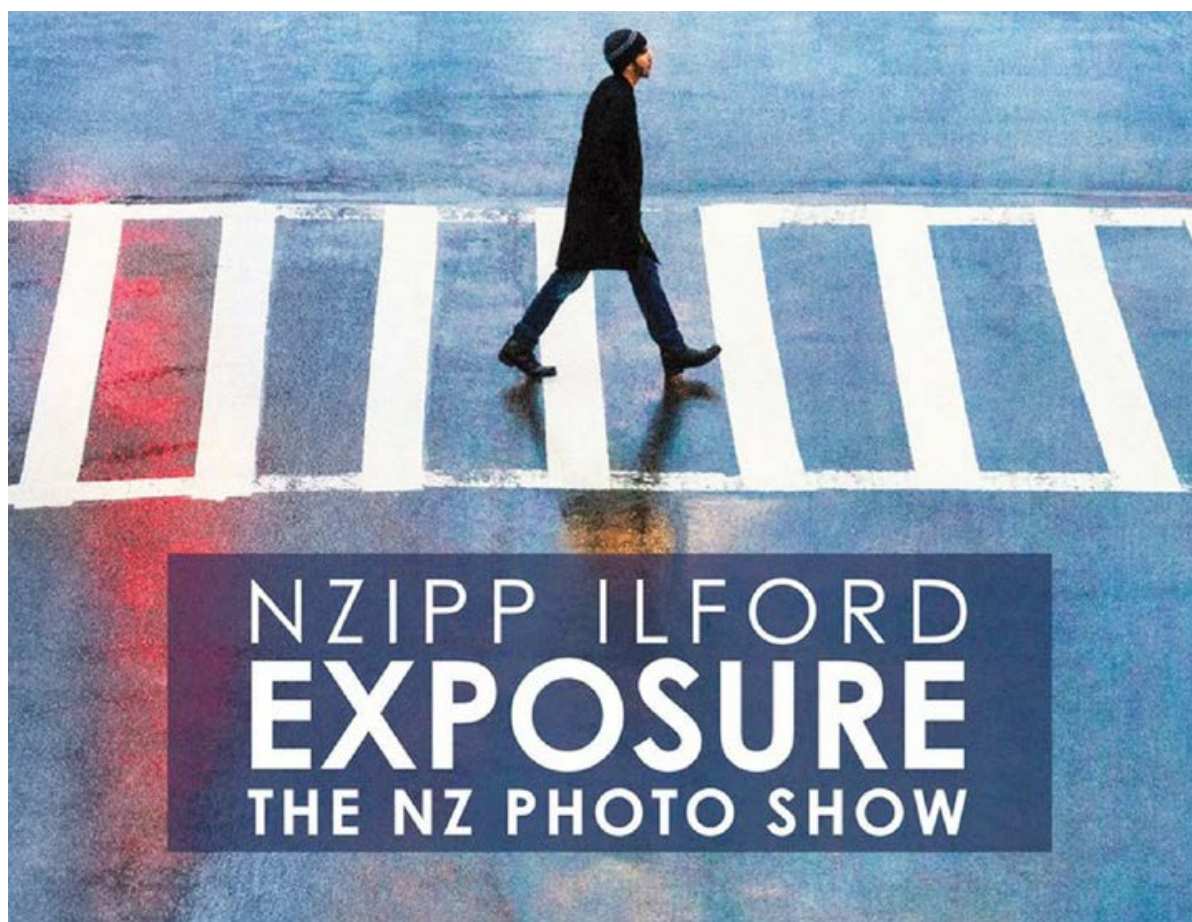
The 2018 National Geographic Travel Photographer of the Year winner proves that pursuing your passion can bring great rewards. [Link](#)



# What's on this Month

WHEN: JULY WHERE: WELLINGTON

” There are some great exhibitions on this month - get out there and check them out.



## Exposure The NZ photo show

Exposing the latest and greatest gear at the tradeshow and exposing the power of possibility – education and tools to up-skill and educate for photographers of different levels.

Sat 7 July | 8.30am - 4.00pm | Shed 6 | Free

## Infocus 2018

Join us for A Dozen Degrees of Diversity!! You won't want to miss this! We are proud to bring you, the photographers of New Zealand and beyond; an incredible line up for NZIPP Ilford InFocus Twenty 18!

Sunday 8th July | Shed 6 | [Website](#)  
Ticket Price various



## Matariki Sky Show

Celebrate the Māori New Year in Wellington with a spectacular display of Fireworks over the Wellington harbour. The fireworks will start at 6.30pm.

Saturday 7th July | Wellington Waterfront  
Free



## Come Together

This exhibition celebrates the happenings we participate in with friends and whanau during Matariki, such as coming together to share stories, remember the past and consider the future.

2 Jun – 23 Sep | The Dowse Art Museum  
Lower Hutt | [Website](#)



# Our Programme

HIGHLIGHTS FROM THE 2018 PROGRAMME - JULY - AUGUST

## Andy Spain: Architecture Photography

Join us for an evening all about Architecture photography with Wellington Architecture photographer Andy Spain. Andy is architectural photographer and short filmmaker who moved from London to Wellington in 2015 with his family. He has spent the last 12 years working with the UK's top architects, developers, magazines and design agencies.


**Meeting:** *July 26*



## Annual General Meeting

The soceties yearly general meeting, in which we elect new officers for the club, talk about the health of the club and have a bit of fun.

**Meeting:** *August 9*



## Wellington Interclub Battle

WPS hosts the 2018 Wellington Interclub Battle. Further details on page 18

**Meeting:** *August 23*




## Guest Speaker: Wedding Photography

Details are still in progress. This will be talk focusing on Wedding Photography, the gear needed and techniques to achieve great images.

**Meeting:** *September 13*







## SPORTS PHOTOGRAPHY KIT 101

It is a common misconception that you have to have super long lenses and incredibly expensive cameras to get good sports photos. While there are a lot of pros to having expensive gear, people with a consumer-level camera and kit lens can still be successful taking sports photos, with some limitations.

If you are really on a tight budget, you can start out with a low-end Canon/Nikon/Sony SLR and the kit zoom lens that comes with it.

If it is indoor sport, get a 50/85mm f/1.8 prime lens. With Rugby or Soccer games that are played in the daytime, get a consumer 70-300mm variable aperture zoom lens. All manufacturers have



affordable lenses in this range, and can be often be found 2nd hand.

A longer lens, will also make shooting sports much easier. And during daytime games the ability to have a constant aperture is not as crucial as it is during night time games or indoor games.

- A Monopod, especially if using big lenses, as they can greatly reduce camera shake.
- Rain Cover, For almost no added weight you can protect your gear from rain, snow, and dust easily with a rain cover. A plastic bag and some rubber bands can work in a pinch :)
- Lens cloth and cleaner, you are more than likely to get some water, dust or rain on your camera at some point. Make sure to pack these.



- Extra memory cards, sports is one of those genres where you can burn through cards very quickly, so make sure to pack more than one.
- Extra batteries, continuous focus tends to use a lot of battery.
- Notebook & Pens, for taking down team names, scores and other details.
- Business cards
- A waterproof camera bag to put it all in, you are pretty much guaranteed to get wet at some point. Always protect your gear!

More than anything, HAVE FUN! Shooting sports photography can be a lot of work and requires some practice to get right. Remember to take your time and get your settings right.







# Hasselblad Xpan

A QUICK REVIEW OF INTERESTING  
CAMERAS OF YESTERYEAR.

The Xpan is a 35mm, manual focus, rangefinder camera with an aperture priority/exposure compensation mode and all manual exposure option. What makes it different from other rangefinders is that it shoots in a 'Wide Format'/Panoramic Format.

Rather than producing the classic 24mmx36mm (2:3) frame that we have all come to know and love, it shoots an almost double frame – 24mmx65mm. This is wide enough to make even the 16:9 aspect ratio look boxy. Since it uses more film to produce each frame, a 36 exposure roll will typically capture only 21 frames.

There are only three lenses available for the camera system: 30mm, 45mm and a 90mm. Aperture is controlled by the lens ring with all three lenses. Although it won't come cheaply these days - as prices of good models are nearing Leica prices - if you can your hands on one, I'd really recommend it.

When the format is used properly by a skilled hand, the results are spectacular. I have spent many years admiring quality X-Pan (and Fuji 617 format) photographs – especially of landscapes, and other subjects and themes.

For someone who started out making short films before transitioning into photography, the

look from the Xpan is something inherently cinematic about the Xpan ratio. It feels similar to watching an those old cinemascope movies.

The Xpan is a fantastic camera, it's a joy to use and if the results are pleasing it can be very rewarding to use. Although it will seriously test your ability to keep your horizons straight.

And if you get sick of the panoramic format you can easily switch back to regular 35mm format. Best of both worlds really :)

Photo by Matthew Joseph



# Interclub 2018

WELLINGTON INTERCLUB BATTLE - 23 AUGUST @ TTC

## Reminder:

This year's Wellington Interclub Battle is hosted by the WPS this year at our Club Rooms on *23 August 2017*.

This will be attended by all the Wellington Photographic Clubs. Drinks and nibbles and socialising with other Clubs and seeing their submissions make an interesting night. Mark your diaries/calendars now.

*Judge:* Shona Jaray

## Entries/Submissions update

Topics 1-5 – entry now closed. We have received a record number of high quality digital images for Topics 1-5

## Topics 6-10

- Minimal
- Standing Out
- Frame within a Frame
- On the Move
- Waiting

These are now open for submissions and the deadline date is midnight *13. July 2018*.

All entries for topics 1-6 to:  
[competitions@wps.org.nz](mailto:competitions@wps.org.nz)

Once these have been decided by the Judges we will advise the winners and arrange details to have these matted and printed ready for the final on 23 August 2018.

---

Right: Shannon Doyle







# Defocused Fireworks

## A SHORT GUIDE TO SHOOTING A DIFFERENT STYLE OF FIREWORKS

In this tutorial from David Johnson, we will be sharing how he shoots long-exposure photos of defocused fireworks.

### Gear Needed:

- DSLR or similar
- A wide aperture lens (I.e f/1.8)
- Neutral density filter (ND2, 0.3)
- Basic tripod

### Preparation

First, know your lens, and know the limit. Know exactly when the focus will be tack-sharp on fireworks (just a smidgen before infinity).

Next, your tripod must be sturdy, and using a shutter release in BULB mode is ideal (or use the timer delay on your camera).

### Settings

- Varied ISO: From 100 to 400
- Varied F-Stop: f/2.8 – f/7.1
- Varied Shutter: 1s – 2s (BULB mode)

### Taking The Shot

1. Prepare: When you hear/see a firework shooting into the air, try as hard as you can to predict where it will explode.
2. Begin the exposure shortly before you predict the explosion. Start out of focus.
3. When the fireworks explode, quickly refocus

your lens throughout the explosion until you reach the tack-sharp focal point, where the fireworks will be in focus.

4. Once the perfect focus is achieved, end the exposure by releasing the shutter button (bulb mode)

You will quickly see how the out-of-focus light refocuses and converges to a small point... creating floating sea creatures in the sky!

By varying the aperture (f-stop) size, the width of the tentacles changes. If you use a f/7.1 aperture, the out of focus light will be thin and sharper, and as it converges the tentacles will be long and thin. If you use an aperture like f/2.8, the tentacles are thick and very large, creating an entirely different feel to the image.

If using the wider aperture option, using the neutral density filter is crucial as trying to capture something as bright as fireworks with a bright f-stop (like f/2.8) results in overexposure where the true color content of the fireworks gets dissolved into white.

[Here are some examples and settings used for the images.](#)

Sourced from an original article by [David Johnson](#)





“The photo topics for July are "Sports" & "Pets". There have been some fantastic images coming through, so lets keep up that great work!



Starting in 2018 we are asking our members to submit images around two topics each month. This is a opportunity to share images on a more informal basis and get everyone more involved in sharing images.

Send your favourite three pics to [sharemypics@wps.org.nz](mailto:sharemypics@wps.org.nz) by the last day of the month. All submissions will be included in a short presentation of images at the first club meeting of the following month.

---

Left: George Bardsley





MAY TOPICS, "ON THE MOVE" & "WAITING"

## June Photo Topics

---

Remember that this is a space for you to share any image you care to - even if it's not necessarily the best image of all time! This is platform to share your work so that others can see what you've been up to.

This is intended to be an open platform to share photos that you love, so get out there with whatever equipment you have on hand and start shooting. Send your favourite three pics to [sharemypics@wps.org.nz](mailto:sharemypics@wps.org.nz) by the last day of the month.

***The Photo topics for July are***  
'Sports' & 'Pets'. We look forward to seeing more of what you're capturing!

Top & Bottom Left: Peter Naylor | Top Right: Lesley Moyes  
Bottom Right: Ewa Ginal-Cumblidge





Above: Syd Moore



Above: Shannon Doyle



# News & Competitions

NEWS & COMPETITIONS FOR JUNE

## 2018 PSNZ Central Regional Convention

This is open for business!

Go to [central.psnzconvention.org.nz/salons/](http://central.psnzconvention.org.nz/salons/) for all the information you'll need to enter the individual and interclub competitions.

### *Individual Salon Categories:*

1. Nature & Open Mounted Prints
2. Nature & Open Digital Projected Images

*Salon entries must be in by midnight on Friday 31 August.*

### *The Regional Salon is restricted to*

- PSNZ members residing in the region
- Members of PSNZ-affiliated Clubs in the region
- PSNZ members (or members of PSNZ-affiliated Clubs) from other regions who are attending the Regional Convention in Whanganui.

## Annual Print Competition

### *Categories are as follows:*

- Open
- White

This is another good competition for members to enter and we encourage all members and NEW members to submit entries.

This is running later than last year, details/deadlines for submissions will be advised.

## Canon Online Competition

It is simple to enter this competition, just log into the members area of the PSNZ website, [photography.org.nz](http://photography.org.nz), and click on Canon Online Submission and follow the entry form.

Please ensure that the image size is no greater than 1620px on the horizontal side and 1080px on the vertical side. Only one entry per person.

### **Learn to cut your own mats**

If you would like to cut your own mats, but do not know how to start, Fred Wotton is offering WPS members the opportunity to attend a practical basic mat cutting session during the month of July. To participate you must have your own mat cutter and ruler. This basic mat cutting session would also suit anyone who has started to cut their own mats, but are having problems.

Any WPS member wanting to purchase any equipment in the Logan mat cutting range can obtain from 1 July to mid August a 20% discount on all Logan mat cutting products.

There will be a maximum of 3 people per session, and dates and times will be arranged for the convenience of the majority of participants – i.e. week nights or weekend afternoons.

The session will be run by Fred Wotton at his house in Johnsonville and will take at least 2 ½ hours. Anyone interested please contact Fred – email - [fredwotton@xtra.co.nz](mailto:fredwotton@xtra.co.nz) or phone 4785294.

Right: Dave Roberts (Wow)







## Impact Submissions

A GUIDE TO SUBMITTING IMAGES & IDEAS

If you would like to submit images and articles to Impact, please follow the below guidelines. These are the basic guidelines for submitting all competition images as well during the calendar year.

**Submissions email:** [wpsimpact@gmail.com](mailto:wpsimpact@gmail.com)

- **Images:** Can be any resolution, but file size must be below 3mb
- **No Watermarks** (Images will have name/title attached)
- **Other images Specs:** High Resolution, Srgb, 300ppi
- **Image titles:** Please name files with your first name and last name and image title.
- **Image description** – Descriptions/titles should be concise and be nothing more than a title or a few words which describe the image.
- **Submission Date:** No later than the 27th at 5pm

### Guest Posting

I would like to maintain a high level of quality in the posts published in this Newsletter. If you would like to post anything, feel free to drop me a line with your article idea, and we can see if it's a fit. Images in guest posts can be linked back to their original source, and you'll have an "About the author" section at the bottom of the post.

If you have any questions regarding the submission process and/or an idea you would like to run past me, feel free to send me an email.

Regards,  
**Shannon Doyle**  
Impact Editor



Right: Donna Jennings



# WPS

HELPING PHOTOGRAPHERS DEVELOP SINCE 1892



**WPS.ORG.NZ**

 [facebook.com/WellingtonPhotographicSociety](https://facebook.com/WellingtonPhotographicSociety)

 [twitter.com/WPS\\_Wellington](https://twitter.com/WPS_Wellington)

 [instagram.com/wgtnphotographicsociety](https://instagram.com/wgtnphotographicsociety)

---

We are supported by these  
Wonderful Wellington  
Companies



---

**WELLINGTON  
PHOTOGRAPHIC SOCIETY**

**ADDRESS:**  
WELLINGTON PHOTOGRAPHIC SOCIETY  
4 MONCRIEFF ST, MT VICTORIA  
WELLINGTON

**CONTACT:**  
**W:** WPS.ORG.NZ  
**E:** SECRETARY@WPS.ORG.NZ